



## This Issue *Venturing Out Edition #6*

- WQ Officer & Chairman Reports
- Virtual Quilt Shows, Lectures, & Classes
- WQ Renewal Time
- Call for Entries
- Neighborly Guild Calendar



## Westside Quilters Quarterly Meeting

**Julia Graves**

**“Make It Your Own - Design Guidelines for Quilters”.**

**Saturday, August 12, 2023**

Zoom link will be sent to all members



## Upcoming Workshops & More



- **August 12<sup>th</sup>** “Make It Your Own – Design Guidelines for Quilters” guest speaker Julia Graves at the **WQ Quarterly Meeting**. Who hasn’t loved a pattern, but wanted to make it in different colors or a different size? Or had ideas for quilts but didn’t know where to start? Julia presents foundational design principles in easy-to-understand concepts to help guide your choices. While the examples feature traditional quilts, there’s plenty here for the art quilter as well. Good design is good design no matter where it’s applied!
- **August 19<sup>th</sup>** workshop with **Julia Graves** “Amazing Abstracts” see page 3
- **Sew-In and Lecture** by Lisa Shepard Stewart on **September 9<sup>th</sup>**, the sew-in will start at 10AM with the lecture at 11. Lisa will be speaking to us about African fabrics. Her lecture will provide us with new ideas and creative insights for using African fabrics most effectively in our quilts.
- Its renewal time, the new WQ Roster and email list will be established on August 12<sup>th</sup>. Please renew if you want to be included.
- Most meetings and most classes will continue on Zoom until the end of 2023.



## National Girlfriends Day August 1<sup>st</sup>

*“National Day” pictures are actual quilts.*



# **PRESIDENT'S MESSAGE**

## Fabric Adventures

Did you visit the quilt show in Long Beach in early July? Visit the merchant booths? Take a class? Stroll through the quilts on display? It is always fun to see what new inspiration, projects, tools and fabric will spark your imagination or send you off in a new direction on your quilting journey. I took a class with Jean Impey, "Missy Bleu" - we made wonky log cabin blocks using a quilt as you go technique. Lots of fun and I think I will make a table runner with my blocks.

The quilt show was great to walk through. There were a number of special exhibits including one from former WQ member Kathryn Pellman. A large quilt of hers was fun to see - the arms are thread spools.


There is an interesting show at the Jeffrey Deitch gallery of artist/quilter Faith Ringgold. Colorful assemblages, prints and quilts fill several galleries, many with eye-catching fabrics. It will be there until August 12. It is located east of La Brea, between Melrose and Santa Monica Blvd.

Another show that I want to visit is at the Roberts Projects Gallery on La Brea. Artist Suchitra Mattai weaves tapestries out of women's saris using strips of the fabric. Should be colorful and imaginative. On display until August 26.

Actually, quilting some of my finished tops is my final fabric adventure this month. I am determined to get 2 or 3 done in July and August. Stay tuned, maybe they will show up at a quarterly meeting.

Photos included: quilts from Kathryn Pellman and Faith Ringgold.

Terrie Dorio  
President



National Happiness Happens Day  
August 8<sup>th</sup>



National Eat Outside Day  
August 31<sup>st</sup>



National Book Lovers Day  
August 9<sup>th</sup>





## Amazing Abstracts

**Julia Graves**

[www.soquilts.com](http://www.soquilts.com)

**August 19, 2023**

9:30am – 3:30pm

A Zoom link will be sent to all who register for the class

Cost is \$70 for members, \$80 for non-members

Registration opens July 1

**Class Description:** Create an abstract quilt that has amazing movement and drama, using the techniques pioneered by Ursula Kern. Go from inspiration to a simple sketch, then have fun “coloring” your sketch with bits of fabric to create a mock-up of your design – see before you sew! The design is gridded and blocks are foundation pieced using an easy sew and flip method with room for creativity and improvisation. Lots of discussion of design principles and how to use color and value to create the drama and desired effects.

*Note: 1-day classes will use a basic angled shape as a starting point to design.*

### **Bio – Julia Graves**

Julia Graves started her quilting business, Special Occasion Quilts LLC, in 2007 and teaches, lectures, designs patterns, makes commission quilts, longarms for others and sells & services APQS longarm machines. She won Best Longarm Machine Workmanship Wall Quilt Category at the 2016 Mid-Atlantic Quilt Festival, has had quilts published in books by Gloria Loughman, Katie Pasquini-Masupust and MJ Kinman, was an Artist in Residence at Empty Spools in 2019, taught at Empty Spools Seminars in 2022 and will be teaching at Hudson River Valley Art Workshops in 2022 and Empty Spools in 2023.

Julia has been sewing since she was ten and always loved fabric, needle arts and the entire creative process. She did her apprenticeship as a quilter by making a quilt for each of her nieces and nephews (and thinks she should have counted them before making this promise – there were 32!). She has since made more quilts than she can count, many for charity, and is partial to scrap quilts and working with

color to achieve amazing results. Julia lives in Leesburg Virginia.



### **Supply List:**

- Pencil, eraser, fine tip Sharpie
- Scissors for paper and fabric
- Paper to write on and draw on (with lines and without – just a few pieces)
- Sturdy paper to glue on (large index cards – 4x6 or 5x7 or card stock – just a few pieces)
- Double-sided tape or glue-stick to use with the sturdy paper to create your mock-up. Tape is preferred as glue stick sometimes dries before design is finished. An easier but more expensive option is Gafix doubletack mounting film, available from dickblick.com.
- Long thin ruler for drawing lines with Sharpie
- Square rotary cutter ruler – 6 ½” square or larger; 8” square or larger gives more flexibility for block sizes
- Rotary cutter with new blade, mat
- Pictures for inspiration – color schemes, design ideas, etc.
- Clear plastic - at least one piece, such as plastic document protector sleeves (8 ½” x 11”), template plastic or large clear Ziploc bags (you will draw a grid over your design onto this clear plastic)
- Sewing machine and supplies (machine, power cord, foot pedal, needles, feet, bobbins, neutral thread (gray or beige), extension cord)
- Freezer paper or parchment paper, at least 12” by 12” (optional - to cover any sticky spots on your mockup)
- Tweezers (optional – for placing small bits of fabric on design)
- Portable light (optional)
- Portable pressing surface and iron (optional and if the room can handle multiple irons)
- Color wheel (optional; instructor has these for sale – see website, <https://soquilts.square.site/> )

### **Fabric Supplies:**

- ½ yard (1 day class) or 1 yard (2+ day classes) foundation fabric (muslin, or white/cream fabric without pattern, as sometimes the foundation shadows through light colored fabric). This is enough for a small wall hanging.
- Fabrics in at least 2-3 colors for your chosen color scheme in a full range of value (light, medium and dark) and intensity (pure/clear colors and muted/grayed/toned colors), plus lots of neutrals (white, cream, beige, brown, gray, black & white, and black). Variety is better than yardage. Long narrow scraps work well (1-3” wide and 6”-12” long, but don’t trim if you have larger pieces). Think mostly tone-on-tone blenders vs multiple colored fabrics, though fabrics that have just the colors of your color scheme can also work well.
- Extra fabrics – if you have room, throw in small pieces of fabric in a wide variety of values and colors so you have more choices
- Avant-garde fabrics – the foundation piecing method lends itself to using fabrics that are not traditional quilting cotton, such as silks, drapery fabric, polyesters, etc. So – if you want to be adventurous, have at it! A woven fabric is easier to sew with than non-woven, such as knits. Use a ½” seam allowances vs the traditional ¼”.
- If using an inspiration photo, look closely at all the colors in the photo and bring fabrics in all the colors. The color effect of a photo is often driven by the colors that hide in the background as much as by the bright colors that pop.

National  
Watermelon Day  
August 3<sup>rd</sup>



World Mosquito  
Day  
August 20<sup>th</sup>



National Mustard  
Day  
August 5<sup>th</sup>





## Sew-in & Lecture

<https://www.cultureexpressions.com/about-lisa>

### Lisa Shepard Stewart

**September 9, 2023**

Sew-In starts at 10:00am

Lecture at 11:00am

A Zoom link will be sent to all

Lisa Shepard Stewart is a writer and designer based in New Jersey. In her books, *African Accents: Fabrics and Crafts to Decorate Your Home* and *Global Expressions: Decorating with Fabrics from Around the World*, Lisa encourages others to express themselves creatively through culturally relevant techniques and materials. She published her third book, *African Accents On The Go! Designing Accessories with Cultural Style* in June 2007, and in 2011 began publishing FABRIGASM magazine, for Lovers of African Textiles.

Lisa offers classes and events internationally, and travels to Ghana to source artists, fabrics and materials. She also organizes and hosts SewJourns to Ghana, Colorado, New Mexico and other fun destinations.

Lisa has written for various web sites, and trade and consumer publications. and has demonstrated several projects & techniques on HGTV, and its sister network, DIY, along with Discovery Channel and sewing & quilting programs on PBS. For four years (2001 to 2004), she was the craft columnist for the Star-Ledger, New Jersey's largest newspaper, serving a readership of over 450,000 at the time.

She graduated from the Fashion Institute of Technology (FIT) in New York City with a Bachelors degree in Marketing and an Associate degree in Communications. She has held various positions in the sewing, craft, and textile industries, including creative director, writer/consultant, fabric buyer, merchandiser, and marketing manager.

She opened CE's first studio location in downtown Rahway, NJ in December 2017. The space combines retail and event space for classes and private parties. Faraway customers can shop all of the studio's merchandise by way of Virtual Visits, personal shopping appointments via Zoom, WhatsApp or Google Duo video call apps.

Lisa's obsession with African textiles began in 1986, during a trip to Senegal, West Africa. In addition to sewing and fabric collecting, she is a part-time vegetarian whose other interests include travel, entertaining, holistic health, and yoga.

National Bow Tie Day August 28<sup>th</sup>



National Bowling Day August 12<sup>th</sup>



National Shapewear Day August 10<sup>th</sup>



## Leadership.....

Notes from the Southern California Quilters  
Guild, July 15, 2023  
Cybersecurity- Dr. Linda Wilson

Why was the topic on cybersecurity for quilters? While you are stitching, hackers are busy trying to get your information. Part of the talk was for guilds in general. Please note that your guild is on top of things. We, already have a secure member only space. Birthdays are listed without the year. Emails are considered secure which is how we communicate with you.

Personally, your password is very important. It should NOT be Password, even though 50% of people use this. Sharing your passwords is not advised. Good long passwords with a combination of capital, lowercase, numbers and symbols are advised now. A new idea to me was to modify a phrase that you know plus a specific date. An example is Quilts Forever More could be mutated to be: Qitz4evrMore1776

You may have noticed that some of the companies you deal with have a 2-factor authentication. They will text or email you a code to enter before completing your transaction.

You should have a different password for each account. Password management applications can help with this, like Norton Utilities or IOS on smartphone and Google Password are safe. Do not save them on your browsers.

Your passwords need to be a secret! Ben Franklin said "Three people can keep a secret, if two are dead". Remember your password is the key to everything in your accounts.

If you are hacked, report to the provider that was faked, spoofed, or broken into. If it involves money, make a police report in person. Amazon and eBay are companies that care about their customers. The website has a place to report illegal activity.

Please take a little sewing time to tighten up your security on your devices. No post-its on your computer. Let's be smart and safe.

Have a happy time traveling and stitching.

Happy Stitching!  
Pat Karasick  
Vice President



Cindi Garacochea	August 2
Nina Flores	August 11
Annette Levey	August 15
Betty Seinfeld	August 15
Stephanie Wexler	August 25
Terrie Dorio	August 26



**Westside Quilters Renewal Time**  
..... **Yes, yes sign me up!!!**



Don't forget! Renewals for the 2023/2024 membership year are due by Saturday, August 12 to continue receiving the WQ newsletter and be included on the roster.

Renew your membership as soon as possible to keep taking advantage of our members-only perks, including special rates for workshops, opportunities to learn new skills, and guest speaker presentations.

Membership forms are available on the Westside Quilters website. Annual dues are \$50, payable by check, cash, credit card, PayPal, or Zelle.

Questions? Email  
[membership@WestsideQuiltersLosAngeles.org](mailto:membership@WestsideQuiltersLosAngeles.org)

Erika Bradbury, Membership Chair

## Treasurer

Karynn Dittmar, Treasurer

<b>OPENING BALANCE AS OF 5/29/23</b>		<b>7063.10</b>
<b>INCOME</b>		
Membership Dues / Donations	1320.00	
Workshop Fees	370.00	
Guest Fees	0.00	
Fabric Sale Fundraiser	0.00	
Amazon	0.00	
<b>TOTAL INCOME</b>		<b>1690.00</b>
<b>EXPENSES</b>		
Workshop Expense	550.00	
General Meeting Expense	450.00	
Charitable Contributions	0.00	
Bank Adjustment	0.00	
Administrative Expenses	0.00	
Membership Expenses	0.00	
SCCQG Insurance	0.00	
Website	258.89	
PO Box Rental	248.00	
Philanthropy / Ed. Expense	0.00	
Printing / Promotion / Admin.	0.00	
Square Up/Pay Pal Fees	20.67	
Government Fees	0.00	
<b>TOTAL EXPENSE</b>		<b>1527.56</b>
<b>NET INCOME</b>		<b>162.44</b>
<b>CLOSING BALANCE as of 7/22/23</b>		<b>7225.54</b>

## Website and Social Media:

As you know, the WQ Weekly Update is on hiatus and will hopefully be back in August. Meanwhile be sure to send photos of your completed work to [WestsideQuilters@yahoo.com](mailto:WestsideQuilters@yahoo.com) or to [sally@sallywrightquits.com](mailto:sally@sallywrightquits.com) so we can get started again with a bang!

The WQ website has recently been updated with photos from our June and July activities, so if you were unable to make these, take a look. And one more thing...the current WQ Membership form can be found on the website home page. Get those renewals in before the August meeting!

Sally Wright, Web and Social Media Manager

~~~~~

**Treasurer's Report:** Ways to pay for membership or workshops: (1) send in a check; (2) write your credit card number on the registration or membership form; (3) pay with PayPal using [westsidequilters@yahoo.com](mailto:westsidequilters@yahoo.com); (4) PREFERRED - Zelle using [treasurer@westsidequilterslosangeles.org](mailto:treasurer@westsidequilterslosangeles.org). Or, you can always call me at (310) 641-4609 and give me your credit card number, no need to write it on your form. Karynn Dittmar

~~~~~

**Long Beach Quilt Festival, great to see friend**



# Philanthropy

It looks like we are all off doing our own things this summer. Hopefully you are going to join us in November for our Philanthropy Workshop IN PERSON at the westside LAPD well-ventilated community room at 4861 Venice Blvd. The project we suggested is made with a jelly roll or 2 1/2 inch strips (approximately 42 and has been in the past few newsletters (this one too). If you have something else in mind that's good too. We have backing material and batting if you need them. If you have any questions call one of us and we looking forward to seeing you there.

If you have any finished quilts, you can bring them to the workshop or drop them off at one of our houses. Just give us a heads up if you are going to deliver them.

Remember to mark your calendar for **November 4<sup>th</sup>** Philanthropy Day, in person!!! Quilt directions on following page.

Enjoy your summer.

Lisa, Virginia and Luann




## July WQ workshop Embellishment on Quilts for a Unique Finish taught by Susanne Cole





Philanthropy Day pattern

**Half-Framed Four Patch Quilt** 60"x60"



**Fabric Requirement:**  
(2) 2 1/2" Strip Rolls


**Sorting**

Open the strip packs and sort the strips into like fabrics. Use one strip of two different colors for the four Patch, but keep two strips together of the same color for the frame.



**Step One:**

Sew two strips together using a 1/4" seam allowance. Press seams toward the darker value fabric.



**Step Two:**

Cut into 2 1/2" segments. From time to time, check to see that the end of the strip set is still straight by measuring from the seam.



**Step Three:**

Sew two segments together, alternating fabric. Press.



**Step Four:**

Sew one side of the Four Patch to a contrasting strip. Trim. Press toward toward the rectangles. Multiple blocks may be chain pieced onto a strip, then cut apart, trimming the strip even with the block as shown below.



**Step Five:**

Using the same strip, sew it to an adjacent side of the Four Patch as shown below. Again, several blocks may be sewn to one strip and then trimmed apart. Make 100 blocks.

**Quilt Assembly**

Layout the quilt arranging the blocks as you wish paying attention to scattering both color and values to different parts of the quilt.

Sew the blocks together into rows of ten. It may be easiest to pin the row of blocks to each other while they are laid out, then take the row to the machine to sew. Once sewn and pressed, return the row to the layout and gather the next row.

Finally, sew the rows together to complete the quilt top.

**Quilting Ideas:** The busy nature of this Four Patch quilt lends itself to an all-over design, in other words, one pattern repeating over the entire quilt. Either a free-motion design using a hopping foot with the feed dogs dropped or a straight-line design using a walking foot works nicely.

Begin quilting in the center of the quilt working your way out to the edges. Once complete, sew a basting stitch along the edge of the quilt to secure the layers. Trim the quilt to the edge of the quilt top using a rotary cutter and ruler



National Wiggle Your Toes Day  
August 6<sup>th</sup>



National Aviation Day  
August 19<sup>th</sup>



World Honey Bee Day  
August 19<sup>th</sup>



## ***Calls for Entry August 2023***

Continuing our notifications for ways to display your quilts and textile pieces to a wider audience... but right now, as always, before sending off your entry to any show, double check to make sure that the event is actually taking place. See below a special call from International Quilt Festival for red, white and blue quilts for their 50th anniversary...

For some great information from a veteran on how to get your work shown see this blog entry from Sue Bleiweiss <https://suebleiweiss.blog/2018/06/14/getting-your-work-out-there/>

I also recommend this blog post from Lyric Kinard on how to choose venues to display your work - <https://lyrickinard.com/2019/05/showing-your-work-choosing-venues/>

Here are some suggestions for quilt entry photography from International Quilt Festival.  
PHOTOGRAPHING YOUR QUILT FOR SUBMISSION

Having a great photo of your quilt - straight on, in focus, not on a bed or held up showing hands and feet, super important. There is lots of great info on quilt photography on line. Google!

Entering shows is not difficult, but to begin here are a few guidelines:

- Always make sure you read everything in the call including the calendar, requirements, rules, etc.
- Especially the rules! Will save headaches and disappointment later on.
- Keep a record on your entries so you won't be caught with a quilt needing to go two places at once. Having to remove a quilt from a show or exhibit because you misread the exhibition dates is a no-no. Ask me how I know...
- Don't be intimidated or depressed by a rejection! There are lots of different reasons why a quilt doesn't fit into a specific show. It is usually not because your quilt is bad!

The calls below are just a sample of the many opportunities out there. For more search "Fiber Art Calls for Entry" or "Quilt Calls for Entry"

### **Here are some calls...**

**2023 Quilts Unlimited.** View Arts Gallery, Center for Arts and Culture, Old Forge NY. [https://artist.callforentry.org/festivals\\_unique\\_info.php?ID=11795m](https://artist.callforentry.org/festivals_unique_info.php?ID=11795m)  
*Entry Deadline August 20, 2023.*

**Vision Gallery, Chandler Arizona.** Annual Art Quilts call for work is open! This year's theme is "Breaking Rules, Honoring Tradition." Learn more and apply here: <https://www.visiongallery.org/artist-opportunities/> Are you a rule breaker always pushing boundaries for innovation or a traditionalist who believes in tried-and-true methods? Do you do both? Artists are encouraged to think broadly about this theme. We welcome artists to interpret the theme in a variety of ways, including applying it to physical techniques, materials, construction methods, personal narratives, or commentary on social, cultural and political concerns. In addition to traditional quilting fabrics, materials may include alternative substrates like wood, paper, or metal. All submissions – traditional, unconventional, or a combination of both – will be considered for craftsmanship, originality, design, and concept.  
*Entry Deadline September 11, 2023*

**Pacific International Quilt Festival 2023** - Santa Clara, CA October 11 -17, 2023

Theme (Innovative, Traditional & Wall Quilts) Perseverance.

Perseverance often results in success. How do you persevere to achieve your quilting goals?

Mid-Century Mod Theme - Mid-Century Mod emphasizes the look and feel of mid-20th century design. Artists are asked to draw inspiration from this period, reflecting on their own exposures or from the work of artists such as Joan Miro, Piet Mondrian, Victor Vasarely, Frank Stella, etc. Where did you find the inspiration for your Mid-Century Mod quilt?

<https://www.quiltfest.com/upcoming-shows-and-events/pacific-international-quilt-festival/httpswww-quiltfest-comupcoming-shows-and-eventspacific-international-quilt-festivalenter-the-quilt-and-wearable-art-competitions-2enter-the-piqf-quilt-competition/httpswww-quiltfest-comupcoming-shows-and-eventspacific-international-quilt-festivalenter-the-quilt-and-wearable-art-competitions-2enter-the-piqf-quilt-competition-2/>

*Entry Deadline September 6, 2023.*

**AQS Quiltweek** - Daytona Beach, February, 2024, <https://www.americanquilter.com/quiltweek/aqs-quilt-contests/>

*Entry deadline September 21, 2023*

**AQS Quiltweek** - Branson - <https://www.americanquilter.com/quiltweek/aqs-quilt-contests/>

*Entry Deadline October 12, 2023*

**Road To California Quilt Contest** online entry for the contest will be available August 1, 2023. The deadline is usually sometime in October, but has not been published yet. Check out this page soon for more information <https://www.roadtocalifornia.com/pageroad.php?ID=77>

**Art quilts Elements** , Wayne Art Center, Wayne Pennsylvania, March 24 - April 27, 2024. <https://artquilelements.org/call-for-entries/>

*Entry Deadline October 15, 2023*

**International Quilt Festival Houston 2024 - 50 YEARS OF GREAT QUILTS. START WORKING NOW ON A RED, WHITE, AND BLUE QUILT FOR FESTIVAL'S 50th ANNIVERSARY SHOW IN 2024!**

***Entry Deadline May 16, 2024***

The roots of International Quilt Festival began in 1974 when Founder Karey Bresenhan opened an antique store in Houston that soon became a quilt shop (Great Expectations Quilts). The next year, she held a "thank you" show, sale, and event for customers. Since then, over the years and at larger and larger venues, Festival has become the world's greatest quilt show, sale, and Quiltmaking Academy, with tens of thousands of attendees coming from the U.S. and dozens of countries to Houston each fall to celebrate the artistry, creativity, and love of quilting.

In the past, we've marked important anniversaries with impressive red & white quilts and blue & white quilts, hanging dramatically from the ceiling of the George R. Brown Convention Center. For our 50th anniversary celebration in 2024, we'll have an even more beautiful exhibit featuring...what else?...red, white, & blue quilts! Whether antique or contemporary, or Art, Traditional, or Modern in design, you can submit your quilt to be part of this once-in-a-lifetime exhibit!

Questions?

Sally Wright [sally@sallywrightquilts.com](mailto:sally@sallywrightquilts.com)



National  
Chocolate Chip  
Cookie Day  
August 4<sup>th</sup>



National Roller  
Coaster Day  
August 16<sup>th</sup>



International Cat  
Day August 8<sup>th</sup>





## A NEIGHBORLY GUILD CALENDAR

August 2023	
August 7 & 9 Glendale Quilt Guild <a href="http://www.glendalequiltingguild.org">www.glendalequiltingguild.org</a>	<u>meeting</u> Loving Hand work party
August 12 & 19 Westside Quilters <a href="http://www.WestsideQuiltersLosAngeles.org">www.WestsideQuiltersLosAngeles.org</a>	<u>Julia Graves</u> Lecture: "Make It Your Own – Design Guidelines for Quilters" Workshop: Amazing Abstracts
August 14 San Fernando Valley Quilt Guild <a href="http://www.sfvqg.net">www.sfvqg.net</a>	<u>Rachel Clark</u> Lecture: "Ethnically Inspired Garments"
August 14 LA Modern Quilt Guild <a href="http://www.LAMQG.org">www.LAMQG.org</a>	Meeting & lecture:
August 20 African American Quilters of Los Angeles <a href="http://www.easysite.com/aaqla">www.easysite.com/aaqla</a>	<u>Meeting</u> – third Sunday of the month
August Wed. & Thurs South Bay Quilters Guild <a href="http://www.southbayquiltersguild.org">www.southbayquiltersguild.org</a>	<u>Zoom sew ins</u>
August ?? Simi Valley Quilt Guild <a href="http://www.simivalleyquiltguild.org">www.simivalleyquiltguild.org</a>	<u>TBD</u>
August 2 Santa Monica Quilt Guild <a href="http://www.santamonicaquiltguild.org">www.santamonicaquiltguild.org</a>	<u>Lori DeJarnett</u> Lecture: Quilts Inspired by the Past
September 2023	
September 6 Santa Monica Quilt Guild <a href="http://www.santamonicaquiltguild.org">www.santamonicaquiltguild.org</a>	<u>Jenny Lyon</u> Lecture: The Beauty of the Imperfect)
September 10 & 11 San Fernando Valley Quilt Guild <a href="http://www.sfvqg.net">www.sfvqg.net</a>	<u>Kim Brownell</u> Lecture: "Wacky Fusion" Workshop: Quilted Jigsaw Puzzle Technique
September 9 Westside Quilters <a href="http://www.WestsideQuiltersLosAngeles.org">www.WestsideQuiltersLosAngeles.org</a>	<u>Lisa Shepard Stewart</u> <u>Sew-In &amp; Lecture</u>
September 11 LA Modern Quilt Guild <a href="http://www.LAMQG.org">www.LAMQG.org</a>	Meeting
September 13 Glendale Quilt Guild <a href="http://www.glendalequiltingguild.org">www.glendalequiltingguild.org</a>	<u>Meeting</u>
September 17 African American Quilters of Los Angeles <a href="http://www.easysite.com/aaqla">www.easysite.com/aaqla</a>	<u>Meeting</u> – third Sunday of the month
September 19 & 23 South Bay Quilters Guild <a href="http://www.southbayquiltersguild.org">www.southbayquiltersguild.org</a>	<u>Frances Moore</u> Lecture: Never Say Never Workshop: Really Free Free-Motion quilting

National Night Out  
Day August 1<sup>st</sup>



International Beer  
Day August 4<sup>th</sup>



World Elephant  
Day August 12<sup>th</sup>



## ***At Home and Surfing the Internet & some venturing out*** *(Temporarily replacing OUT AND ABOUT)*

**Pasadena Museum of History** – March 8 to Sept 10, 2023 470 West Walnut St. Pasadena, CA 91103 [pasadenahistory.org](http://pasadenahistory.org) **“Quilts – Community Stitches: Designs & Stories”** Community Stitches features more than 60 quilts representing over 180 years of quilt-making in America. Curated by Arlene Stevens and Leah Zieber of the California Heritage Quilt Project, highlights include treasurers from PMH’s extensive textile collection along with select pieces on loan.

Thank you to Betsey Barker for the following interesting links:

- How to piece batting <https://www.kristamoser.com/post/how-to-piece-batting-2>
- Crazy Quilt postcards: <https://www.youtube.com/watch?v=vTtk0nGj15Y>
- How to Square up a Quilt [https://www.kristamoser.com/post/how-to-square-up-a-quilt-2?utm\\_campaign=27069ed3-15ca-4492-818b-a872b42535ac&utm\\_source=so&utm\\_medium=mail&cid=bb417b7b-f324-4ac1-8cb9-e64610039d0a](https://www.kristamoser.com/post/how-to-square-up-a-quilt-2?utm_campaign=27069ed3-15ca-4492-818b-a872b42535ac&utm_source=so&utm_medium=mail&cid=bb417b7b-f324-4ac1-8cb9-e64610039d0a)
- Japanese quilter talks about stitching <https://www.saqa.com/resources/textiletalks>
- [https://projecthub.embroideryonline.com/eo\\_projects/baby-month-photo-blanket/](https://projecthub.embroideryonline.com/eo_projects/baby-month-photo-blanket/)
- <https://www.quiltingdaily.com/quilt-coats-4-designers-share-their-style/>
- <https://www.youtube.com/watch?v= WObC5gb5Xk>

A TextileTalk with **Nancy Crow** from the Schweinfurth Art Center... <https://youtu.be/Pawitlt8jI0>

See a fabulous **Ikat exhibit** with **Pat Belyea**...[https://okanarts.com/blogs/blog/ikat-exhibit?syclid=chehlmf216sv8hthhhg&utm\\_campaign=emailmarketing\\_144721379486&utm\\_medium=email&utm\\_source=shopify\\_email](https://okanarts.com/blogs/blog/ikat-exhibit?syclid=chehlmf216sv8hthhhg&utm_campaign=emailmarketing_144721379486&utm_medium=email&utm_source=shopify_email)

Upcoming classes from **Tara Faughnan**...

<https://tarafaughnan.com/pages/workshops?fbclid=IwAR3ZdHveBUyZuS4g3S3gZhcMKdR3W9W3CJ-eBbn1Enk8dqgOTADajYQSMY>

**Quilting Arts podcasts?** <https://www.quiltingdaily.com/category/quilting-arts-podcast/>

**See the Speaker Calendar of the Southern California Council of Quilt Guilds for additional events.** Go to [www.sccqg.org](http://www.sccqg.org) scroll down to the bottom of the homepage and click on the box “Speakers” and see other SCCQG guilds and speakers into 2023



<p><u>National Sunflower Day</u> August 5<sup>th</sup></p> 	<p><u>Brazilian Blowout Day</u> August 21<sup>st</sup></p> 	<p><u>National Underwear Day</u> August 5<sup>th</sup></p> 
--	---	--

## Westside Quilters Board Meeting – 22 July 2023

Board members meeting at Karynn Dittman residence: Sonja Daniel, Karynn Dittmar, Terrie Dorio, Luann Jaffe, Pat Karasick, Nancy Kawahara, Barbara Marom-Pollack, and Debbie Nussbaum. Zoom connect: Virginia Marshall, Del Walker, and Sally Wright. Absent: Erica Bradbury and Lisa Drew.

**President:** Terrie Dorio called meeting to order at 10:09 a.m. Called for approval of Minutes; so moved by Luann Jaffe, seconded by Pat Karasick, with board voting to approve.

**Vice President:** Pat Karasick reported on recent SCQG meeting wherein cyber security issues were the topic. The guild is mostly in line with recommendations. A change to the password for the *Members Only* section of the website will take effect in August 2023.

**Treasurer:** Karynn Dittmar reported the bank account balance is \$7225.54. New authorized signers have been to the bank to make necessary changes, and the post office fee has been paid.

**Secretary:** Sonja Daniel. No comments

**Membership:** Karynn Dittmar reported there are 43 members. Membership e-mailed members who had not renewed a reminder that August is the cut-off date before names will be deleted from roster. Plan another email to inform that starting in 2024, quarterly general meetings will return to in-person meetings. Discussed several options for attracting new members. *Our own Virginia Marshall's Random Rose table runner using Karen Eckmeier's book Wiggles & Waves* was featured on Eckmeier's website. *Well done, Virginia!*

**Programs:** Barbara Marom-Pollack - July in-person workshop (Embellishments & Embroidery for Quilt Tops) with Suzanne Cole at Sewing Arts attracted 10 people who welcomed the comradery of an in-person activity and gave it a thumbs up rating. August 2023 General Zoom Meeting features a lecture by Julia Graves who will teach a 1-day Zoom class the following Saturday. 9 September 2023 Zoom workshop will feature Lisa Shepard Stewart ("Using African Fabrics"). 13 & 14 October 2023 will have Sarah Goer presenting a Zoom Workshop and Zoom Lecture - "How Do I Spell That – Improv Pieced Letters" and "Rules of Improv Piecing." Holiday Tea will be in December.

**Philanthropy:** Nancy Kawahara announced that the Sew-In scheduled for 4 November 2023 will be held at the Police Community Center. Current quilt count = 10. Batting and backing fabrics will be available at the November Sew-In.

**Newsletter:** Debbie Nussbaum noted that articles/clip art for July Newsletter are due July 27<sup>th</sup>.

**Website:** Sally Wright reported that website is up-to-date. Photos from July workshop up shortly.

Next Board meeting scheduled for 10 A.M. 26 August 2023 at Karynn Dittman residence. There being no further business, the meeting adjourned at 11:06 a.m.

Respectfully submitted,

Sonja Daniel, Secretary

National Vinyl  
Record Day  
August 12<sup>th</sup>



National Park  
Service  
Founders Day  
August 25<sup>th</sup>



World  
Photography  
Day August  
19<sup>th</sup>



## Next Executive Board Meeting

The next meeting of the Executive Board will be held, August 26, 2023  
 All members of Westside Quilters are welcome to attend with prior notice to  
[Pres@WestsideQuiltersLosAngeles.org](mailto:Pres@WestsideQuiltersLosAngeles.org).



*Our Mission*

A new kind of guild organized for educational and charitable purposes; to promote cooperation and the exchange of ideas among quilters; to instruct members in methods and techniques of traditional and contemporary creative quilting; to serve mini-groups and their philanthropic endeavors within the community; to inspire personal achievement.

Officers 2022-2023

- President Terrie Dorio
- Vice President Pat Karasick
- Secretary Sonja Daniel
- Treasurer Karynn Dittmar
- Program Barbara Marom-Pollack, Del Walker, and Nancy Kawahara
- Membership Erika Bradbury
- Newsletter Debbie Nussbaum
- Philanthropy Lisa Drew, Virginia Marshall, and Luann Jaffe
- Website Manager Sally Wright

Appointed Positions

- Hospitality** Kim Ryan, Matt Randall
- Meeting Set-Up/Take-Down** Marianne Simpson  
Lisa Drew and Sonja Daniel
- Photographer** Sally Wright
- President Emeritus** Marianne Simpson

Mailing Address **Post Office Box 641925**  
**Los Angeles, CA 90064**

**Website**

[www.WestsideQuiltersLosAngeles.org](http://www.WestsideQuiltersLosAngeles.org)

**Facebook** We're on Facebook. Check out the banner on the WQ website home page (lower center).

**iGive.com** This is another way to benefit WQ when shopping on the Internet. Here you need to register (the iGive.com logo appears in the lower center on the WQ website home page and links you directly to iGive.com). More than 800 Internet retailers participate (Barnes & Noble, Bed Bath & Beyond, Enterprise Rent-A-Car, Lancome -- to name a few). Follow the instructions at iGive.com.

**Non-Profit Status** Westside Quilters is tax-exempt from Federal income tax under section 501(c)(3) of the Internal Revenue Code, and classified as a public charity under section 170 of the Code, according to the determination letter dated May 26, 2011 received from the Internal Revenue Service. The effective date of exemption is June 17, 2010. Donations to Westside Quilters are fully tax-deductible for individuals and other entities such as corporations, partnerships, trusts; Westside Quilters is qualified to accept tax deductible bequests and gifts or transfers of gifts.

**F.E.I.N.** 27-3145733  
 (Federal Employer Identification Number)



### National Beach Day August 30<sup>th</sup>





# WESTSIDE QUILTERS

## Membership Form June 1, 2023 to May 31, 2024

PLEASE WRITE CLEARLY and MAKE SURE YOU INCLUDE YOUR EMAIL ADDRESS

<b>Name</b>	<b>Birthday</b>
<b>Address</b>	
<b>City/State/Zip Code</b>	
<b>Home Phone</b>	<b>Cell Phone</b>
<b>Email:</b>	
<b>Occupation</b>	<b>Retired? From?</b>
<b>Member of Mini-Group?</b>	<b>Interested in joining a mini-group?</b>

**Renewal Membership**

**New member**

**Annual Membership Dues to May 31, 2024 (dues are not tax deductible) \$50.00**

**Fully Tax-Deductible Charitable Donation.....** \_\_\_\_\_

**Total Amount Enclosed** \_\_\_\_\_

Members of Westside Quilters (WQ) may participate in all Guild activities, have the right to vote, hold elective or appointed office, attend General Meetings without fee, and register for workshops at member rates. WQ members pledge to perform a few service hours each year.

For renewing members, please indicate your contributions this past fiscal year:

- Served on the Executive Board or a volunteer committee.
- Engaged in philanthropic quilting activities (WQ or other organizations).
- Assisted at general meetings of workshops or field trips.
- Contributed to the WQ newsletter or distributed promotional WQ material.
- Other activities \_\_\_\_\_

Members can pay with a check, cash, credit card, PayPal (westsidequilters@yahoo.com) or Zelle - preferred - (treasurer@westsidequilterslosangeles.org). If paying by credit card, please fill in the information below:

American Exp.     Master Card     Visa

Credit card number \_\_\_\_\_ Name as it appears on card \_\_\_\_\_  
Expiration date \_\_\_\_\_ CVV \_\_\_\_\_ Billing Zip Code \_\_\_\_\_

Please sign and complete this application. Mail to Westside Quilters, PO Box 641925, Los Angeles, CA 90064 or email to westsidequilters@yahoo.com.

Signature \_\_\_\_\_ Date \_\_\_\_\_

Westside quilters is a Federal 501(c)(3) tax-exempt public charity. The effective date of exemption is June 17, 2010, as specified in the determination letter dated May 26, 2011.